

Infection Prevention & Control

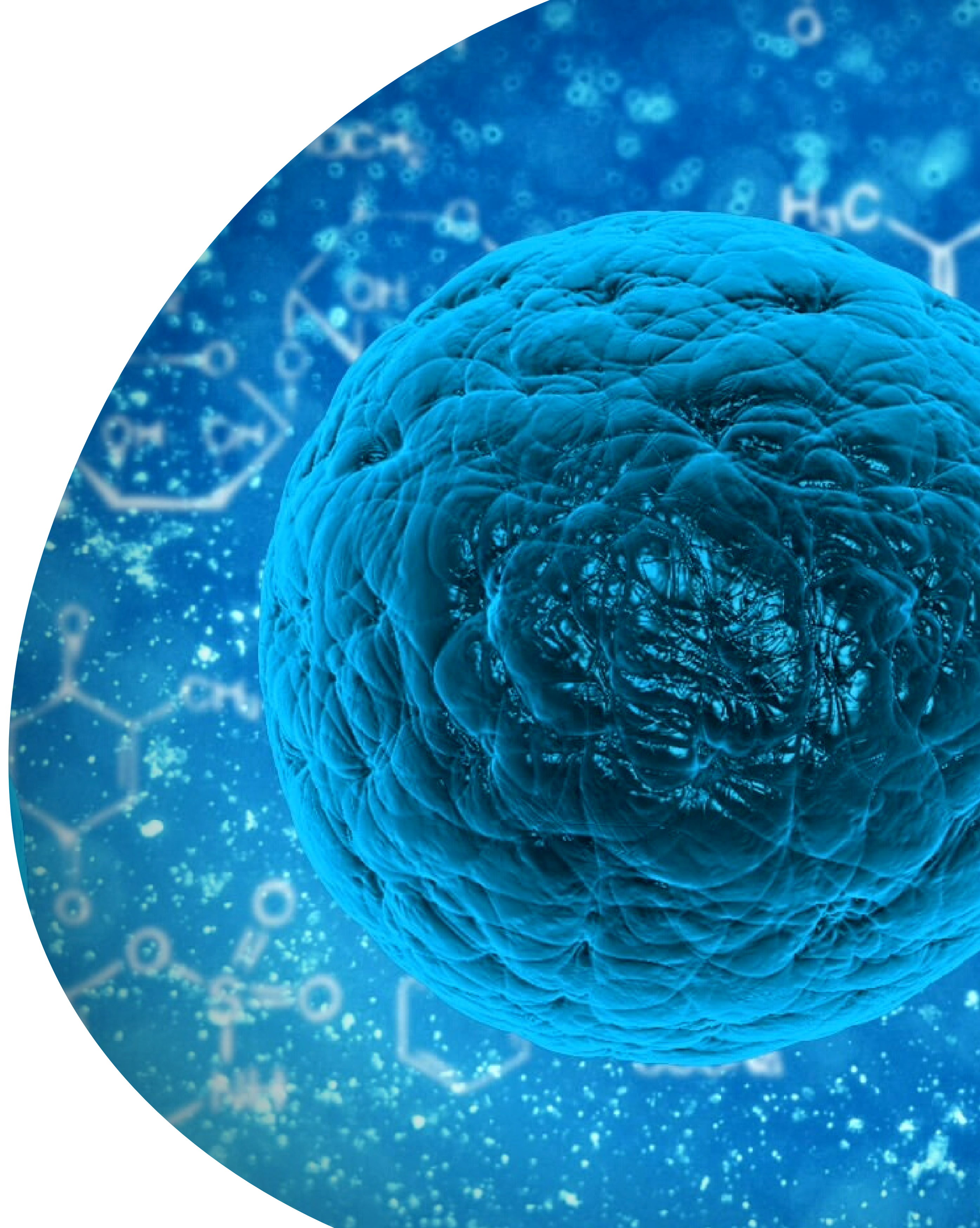
Empower your Infection Control Teams and Keep Patients Safe with the comprehensive single platform Ibharc program

BASED ON GUIDELINES FROM



World Health Organization

ibhar



ALL RIGHTS RESERVED.

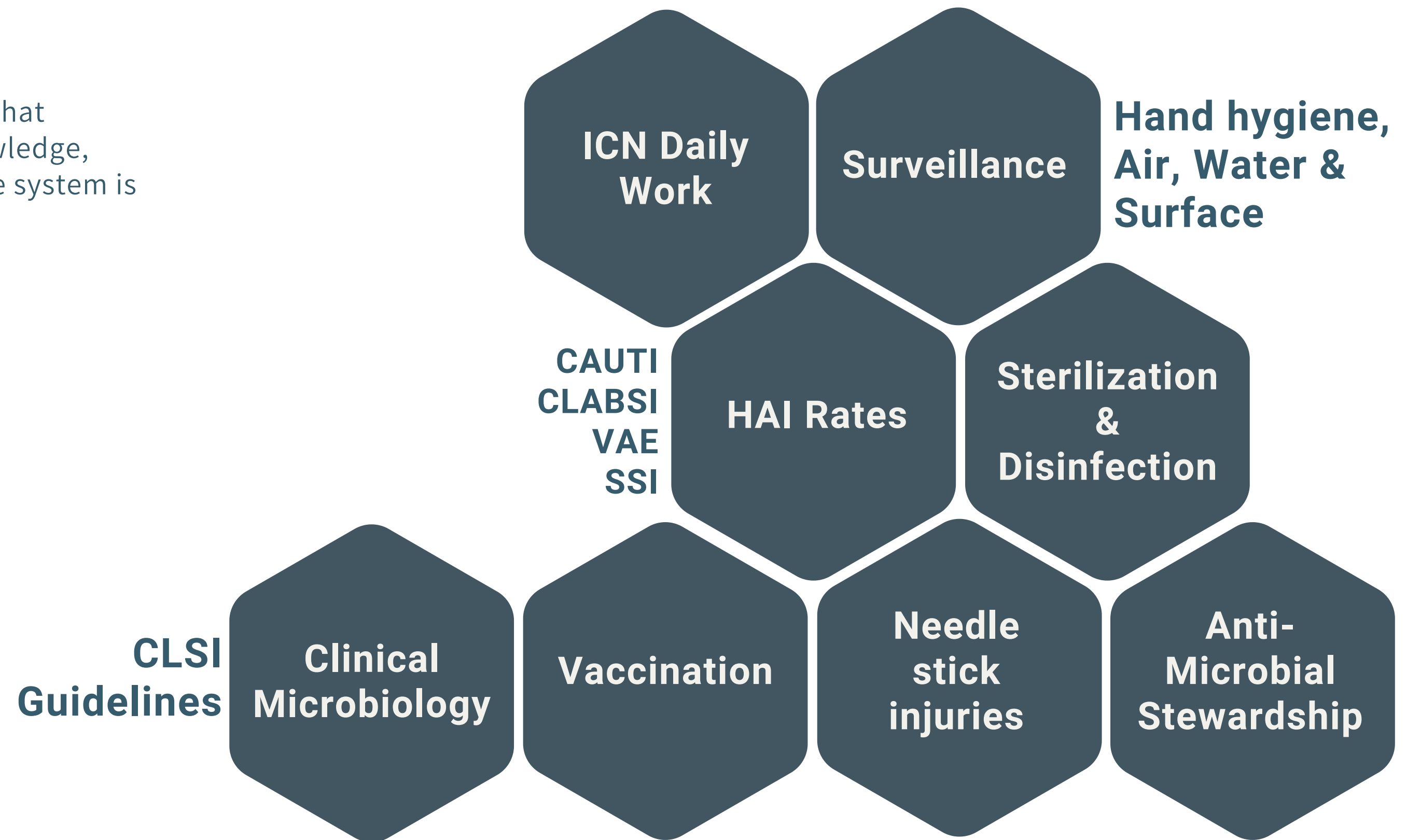
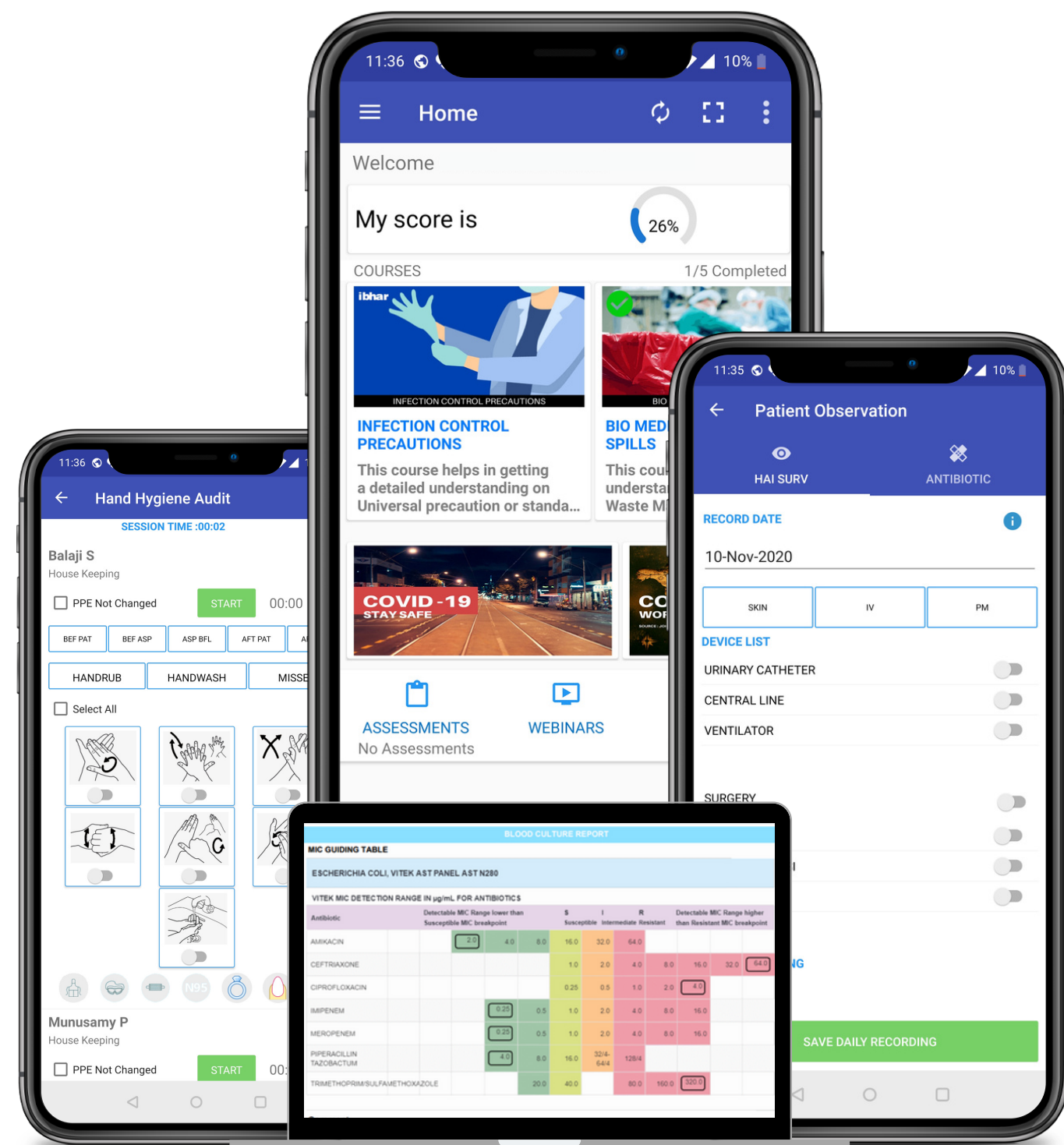
NO PART OF THIS PUBLICATION MAY BE REPRODUCED, OR TRANSMITTED IN ANY FORM OR BY ANY MEANS, ELECTRONIC, MECHANICAL, PHOTOCOPYING, RECORDING, OR OTHERWISE, WITHOUT PROPER WRITTEN PERMISSION FROM HEALTHPASTURE PVT LTD.

IBHAR IS A TRADEMARK OF HEALTHPASTURE PVT LTD.

© COPYRIGHT HEALTHPASTURE PVT LTD. INDIA

Infection Prevention & Control Program

Ibhar Infection Prevention and Control is a comprehensive solution that provides you with the ability to strengthen surveillance, impart knowledge, record observations and monitor infection rates and compliance. The system is fully compliant to CDC and WHO guidelines.



UNAIDS HIEX GLOBALIZATION 2020 AWARD RECEIPT
FINALISTS IN THE NATIONAL HEALTH AUTHORITY GRAND
CHALLENGE ON HOW TO IMPROVE QUALITY OF CARE

BASED ON GUIDELINES FROM



Put Things In Place

Infection Preventionists can now use easy-to-use tools based on the CDC (Quick Observation tools) to assess infection prevention.

Educate & Assess Knowledge

Achieving and maintaining quality and safe care is an ongoing process. Ensure that your employees have the knowledge and skills.

Monitor Adherence

Monitor practice and documentation adherence. Review compliance. Train to improve. Strengthen Surveillance.

Review Outcome

Review Outcome resulting from improved care delivery. Plan interventions that improve adherence and outcome.

- **HAI Rates**
- **Injection Safety**
- **Medication Safety**
- **MDRO**
- **Surveillance**

- **Hand Hygiene**
- **Environment**
- **Disinfection**
- **Bio-Medical Waste**

- **Needle Stick Injury**
- **Vaccination**
- **Antimicrobial Stewardship**

According to the World Health Organization (WHO) over 1.4 million patients worldwide suffer from infections acquired in healthcare facilities. While the incidence of healthcare-associated infection (HAIs) in high income countries is between 5% and 10%. it can be as high as 25% in low and middle income countries.

Source, WHO

Influencers of Improvement

Expectations and outcome, Work Infrastructure & processes, Tools to record, communicate and review Education & literacy Employee practice and skills

Control & Prevent

Implementation of Infection Prevention and Control (IPC) can be challenging in many healthcare facilities.

Ibhar provides the approach and solution to implement evidence-based core components that are crucial for the establishment and effective functioning of IPC practices in a healthcare facility.

The Ibhar solution is made up of mobile and web enabled tools that empower employees and organizations strengthen their Infection prevention and control practices.



Assess & Implement

The Ibhar ACCREDIT tool for Infection Prevention and Control allows individual department incharges to know what is required to be put in place and record current status while planning when and who will close out those that are not in place.

A comprehensive set of dashboards provide departments, quality and management with a complete perspective of departments, areas and personnel who are contributing to non-compliance. This further strengthens the ability of the Infection control team to implement practices quickly.

Put Things in Place

Be compliant to all elements of the WHO core components for infection prevention and control (IPC) and CDC Guidelines for Infection control.

Often it is upon the Infection Control team alone to ensure that infrastructure, processes, practices and outcomes are implemented in all areas of a healthcare facility. With Ibhar in addition to empowering your Infection control team, empower individual department in-charges to know, plan and act.

Review preparedness periodically, get departments to be accountable. Stay compliant at all times.

With Ibhar, all personnel in your organization will know what to put in place in their respective areas.

Ibhar enables employees to take an Assessment on each course they have access to and improve their knowledge.

Now employees can plan to improve their knowledge and skills continually. This phenomenon would strengthen the organization's ability to work with people who are themselves learning and using the learning to improve their own expertise.

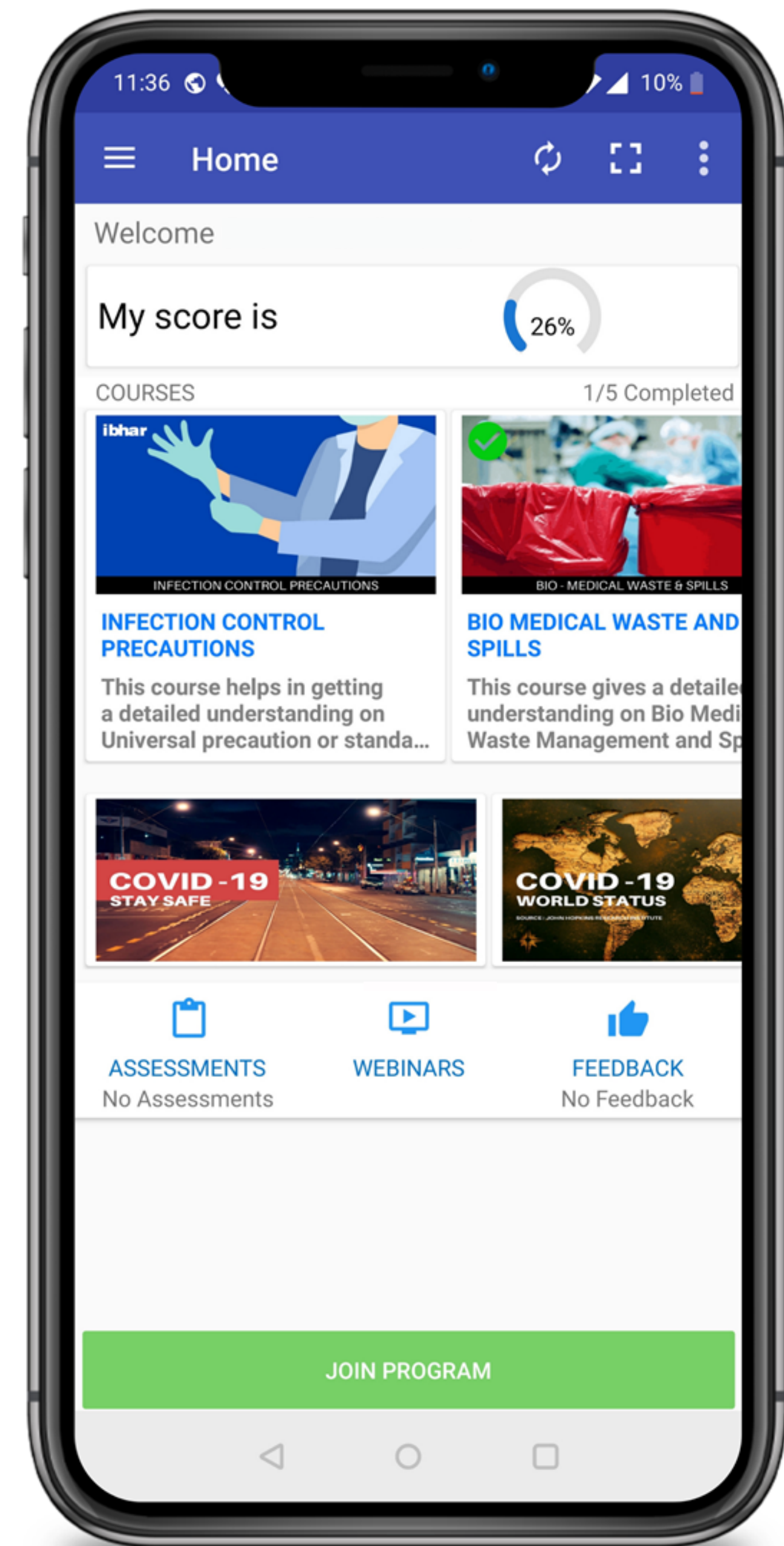
Knowledge & Skills

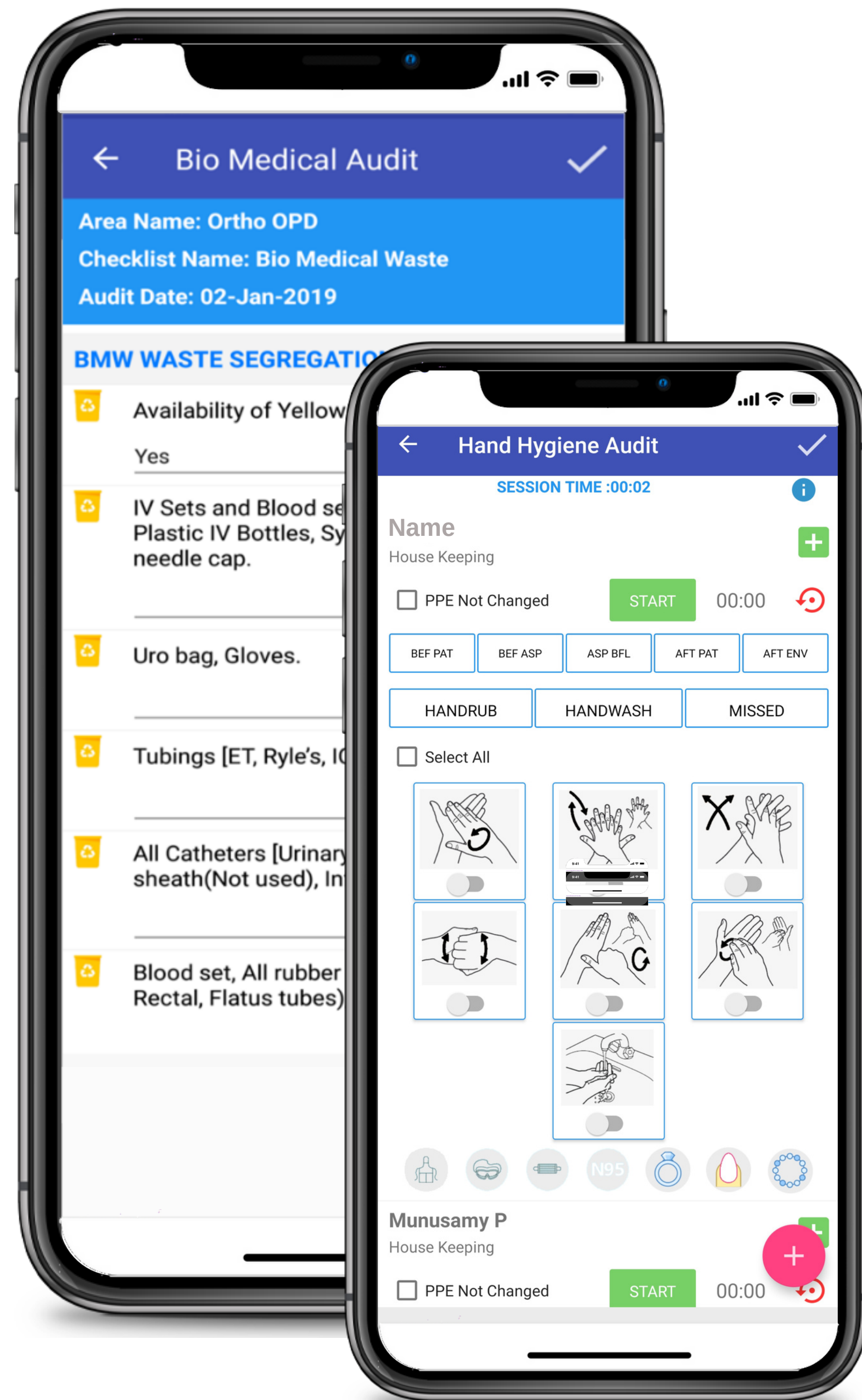
Ibhar empowers every employee to Learn at their own pace with content on their mobile phones.

Access content published by Ibhar or build your own content and make it available to all employees.

This drastically reduces training costs and time while significantly enhancing quality of learning ensuring all personnel know all that is required from Day one.

Plan Training programs, Continuous Nursing and Medical education initiatives based on knowledge scores and practice compliance.





Monitoring Adherence

Surveillance & Audit

Ibhar provides tools and pre-defined checklists for conducting Practice Process and Documentation Audits. Now Infection control managers can be supported with many others who can audit practice and documentation compliances easily and frequently.

With Ibhar departments and individuals can easily recognize areas for improvement and improve. By making non compliant areas available to individual departments, Ibhar drastically reduces the time taken to close gaps and significantly enhances the ability to prevent and control infection.

“What gets **measured** gets done”


Getting to apply the knowledge to practice requires continuous Monitoring. Observe practice and documentation compliance across the organization with pre-defined checklists.

Audit 100% of patients in your high-risk areas daily.

Monitor practices at Nursing stations every day. Audit practice compliance in every department weekly.

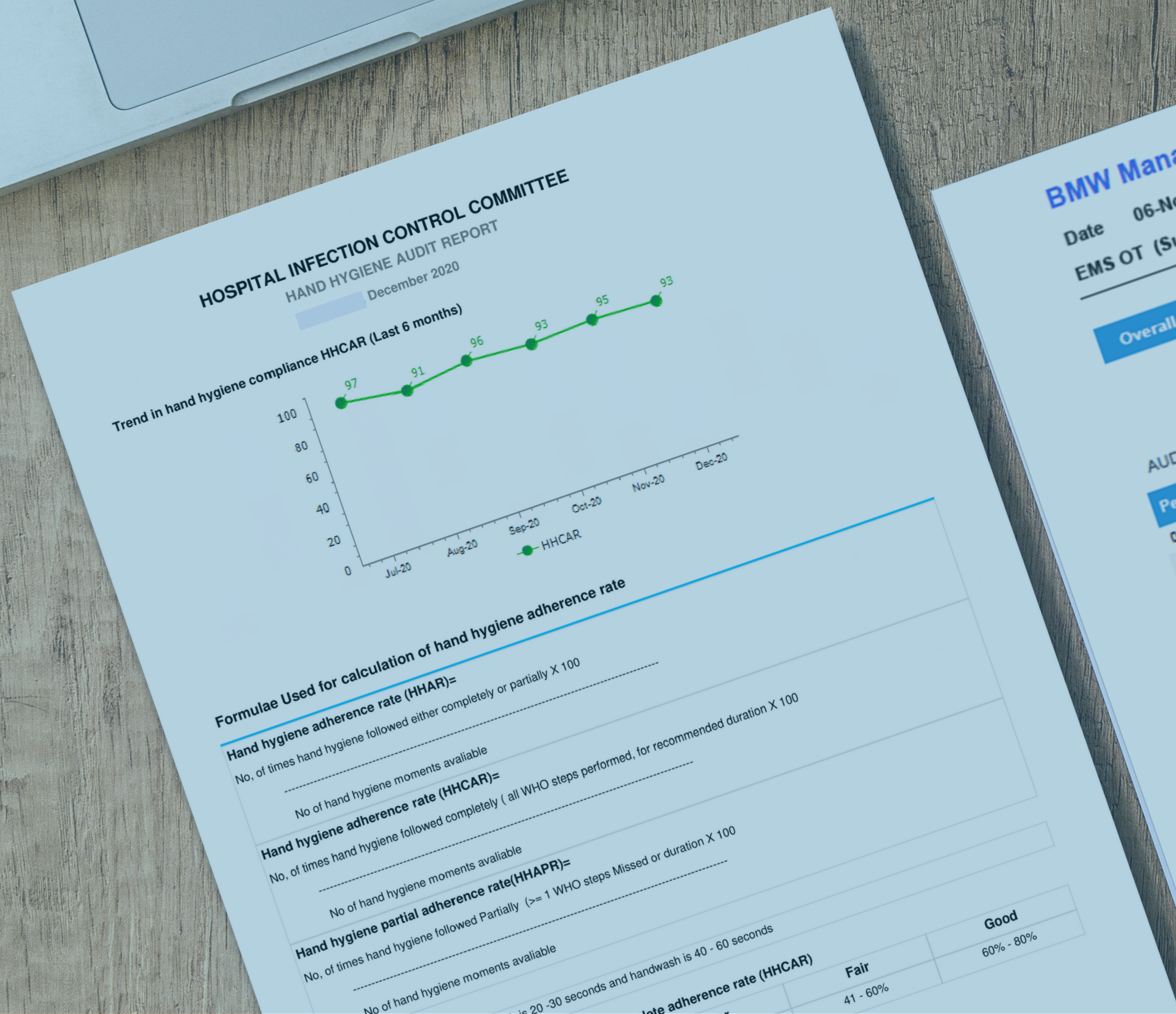
Present trends on compliance, identify areas that require training, and plan improvement initiatives.

Ibhar enables you to use all CDC Quick observation tools. All audits and surveillance are done on mobile phones making it not just easier to record the audit observations but eliminating the need to collate, report, and draw inferences.



Improve Compliance from greater insights

Ibhar provides you with detailed insights to various compliance parameters and empowers department heads to bring about improvement interventions.



BMW Management Detailed Audit Report
 Date 06-Nov-2020
 EMS OT (Surgery and OT)

Overall Compliance	Segregation	Collection	Safety Practices
84%	85%	68%	100%

AUDITS COMPLIANCE %

Period	Site	Overall	Segregation	Collection	Safety Practices
06-Nov-20	I Room 1	73	83	20	100
06-Nov-20	I Room 2	84	77	100	100
06-Nov-20	Instrument Washing Room	93	91	100	100
06-Nov-20	Total collection Room	88	84	100	100

Site Total collection Room

Question	Available	Deviations	Gloves(R)	Used vials(B)
Bag/Box	Yes	Dialflow(R)	Gloves(R)	Used vials(B)
Yellow	Yes	Cotton swab(Y)	Pads(Y)	
Red	Yes	Used vials(B)	Cotton swab(Y)	
Blue	No	Gloves (R)	Bandages (Y)	IV bottles (B)
White	Yes			
Black	Yes			

SECTION

Availability of Segregation Poster

Well fitted within the bin

HAND HYGIENE



You can now observe adherence to Handwash and Handrub moments with ease with the Ibhar Hand Hygiene audit tool. The Ibhar Hand Hygiene monitoring app enables simple, and detailed audit capability allowing users to also monitor multiple professionals at the same time. Also start monitoring Consumable availability and usage in each location. Comprehensive analysis capability provide you with deeper insights

HIGH RISK AREAS



Observe practice, infrastructure, equipment availability, equipment access and supplies at all your high risk areas.

DISINFECTION & STERILIZATION



Monitor Disinfection and Sterilization process effectiveness and record observations on the Ibhar app. Use information to initiate training. Plan tasks and act.

ENVIRONMENT



Record test readings from tests related to WATER, AIR, SURFACE areas and DISINFECTANTS. Act to improve by planning and assigning specific tasks. Monitor trends.

INFECTION CONTROL NURSE



With the Ibhar Patient Observation mobile app Infection control nursing staff can record observations relating to devices, vitals, antibiotic prescriptions, culture information all from just one screen, Information recorded is used to compute CAUTI, CLABSI, VAP and SSI rates. Bundle care can be observed and reported.

BIO-MEDICAL WASTE



Monitor Bio-Medical waste Segregation at work locations, observe Transportation and Storage of Bio-medical waste. Record Bio-medical waste volume generated in each area.

STANDARD PRECAUTIONS

Using Ibhar Audit tools, observe practices, provision of supplies for the effective adherence of Standard Precautions across your healthcare organization.

CLEANING



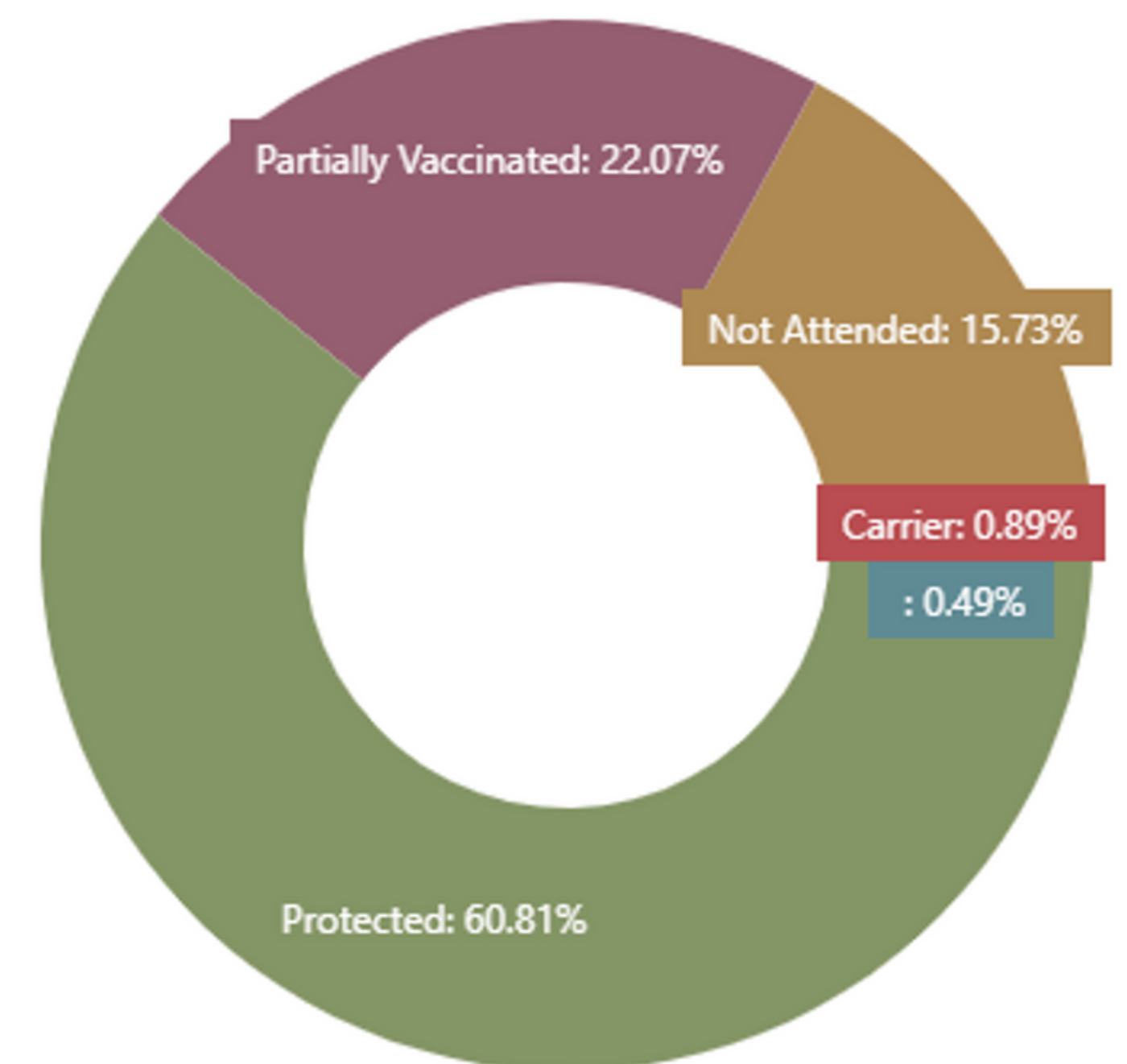
Observe Cleanliness and Hygiene in Kitchen, Food areas, Visitor areas. Monitor Laundry and Linen cleanliness, cleaning process and storage.

Vaccination

The Vaccination module not just keeps a comprehensive record of vaccinations and employees who are vaccinated but simplifies the process of reminders, next action plan.

Needle stick injury

With Ibhar improve reporting of Incidents. A comprehensive Needle stick injury reporting and management process enables better and complete management resulting in lower harm. An integration to the vaccination system ensures that the post-exposure management is handled properly.



HAI – Healthcare Associated Infections

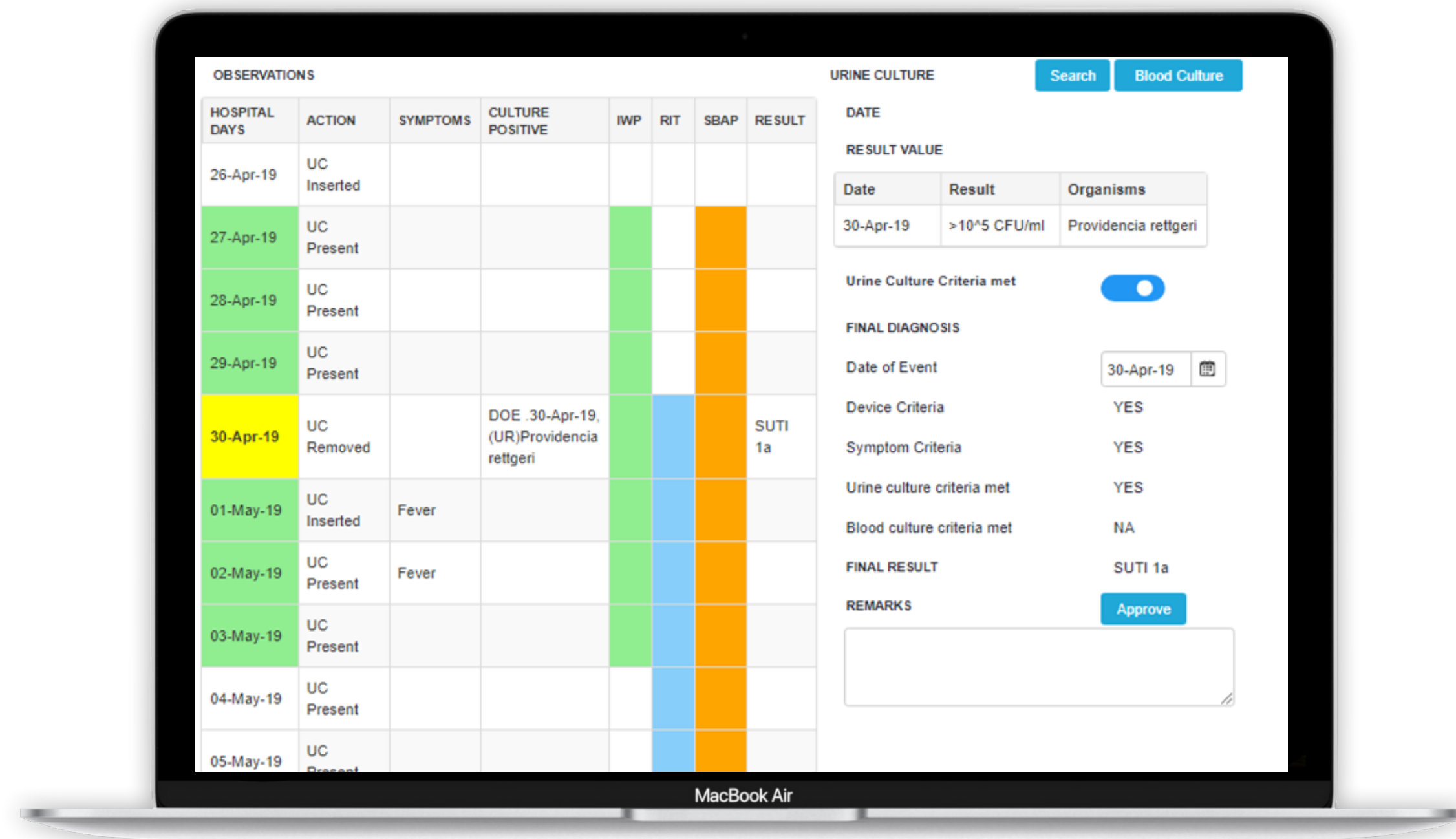
Manage all aspects of HAI related surveillance, data recording, interventions and improvements with the Ibhar IPC application.

The Patient Observation app enables ICNs (Infection Control Nurses) to easily record patient vitals as well as Bundle care information every day on all patients within certain high dependency units.

The Ibhar solution totally eliminates paper work for the Hospital Infection Control staff.

PREVENT AND CONTROL

Ibhar provides you with the ability to Prevent and Control Healthcare Associated Infections with a comprehensive set of data capture, data insight and decision making tools.



With automatic application of CDC rules on patient observation symptom, device and culture “MET” results are evaluated for CAUTI, CLABSI, VAE and SSI.

CALCULATORS

Train Infection Control Nurses with evaluating CAUTI or CLABSI with the I Bhar CAUTI and CLABSI Calculators. While all assessments for a HAI is automatic and does not require human interpretation, the calculators provide ICNs with the knowledge on how the assessments work.

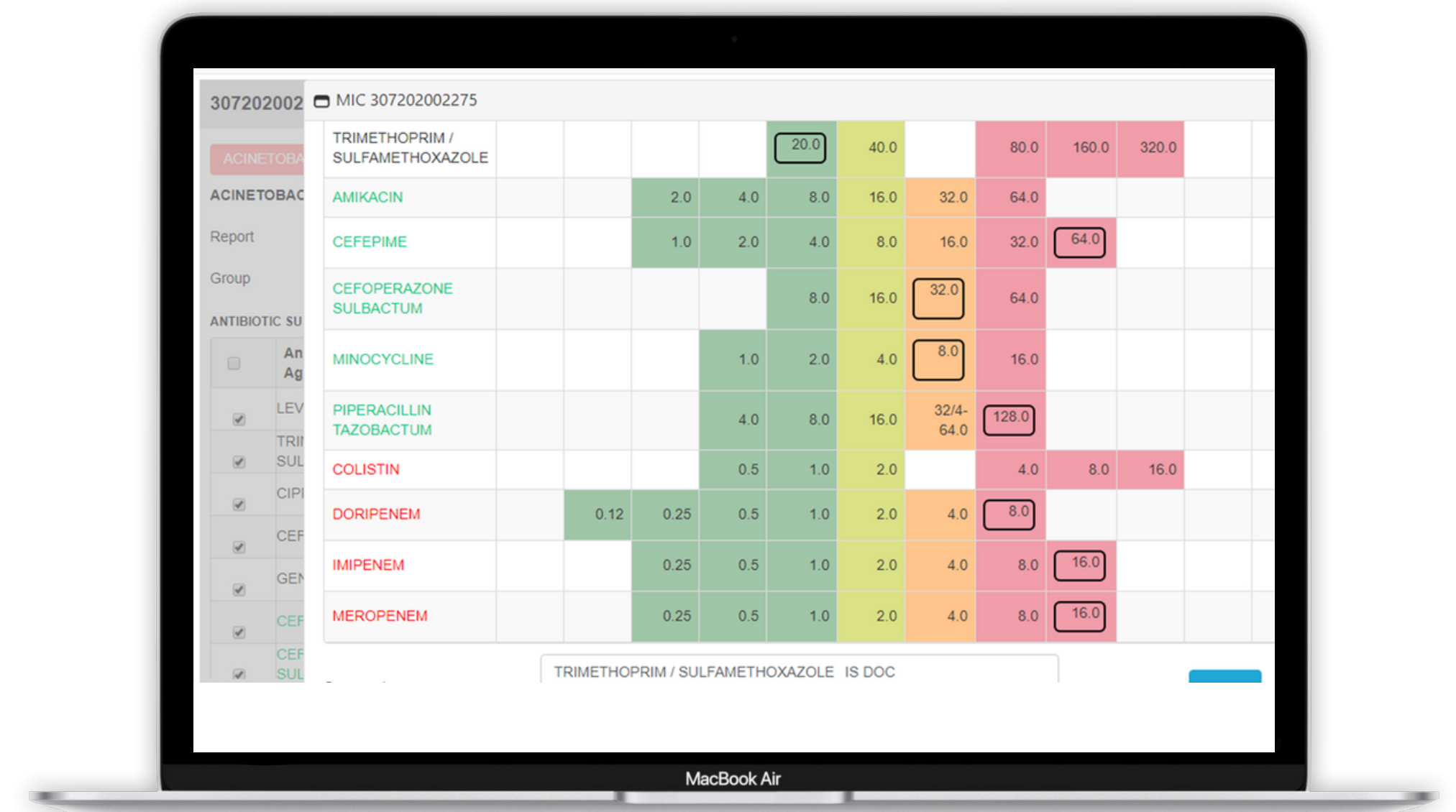
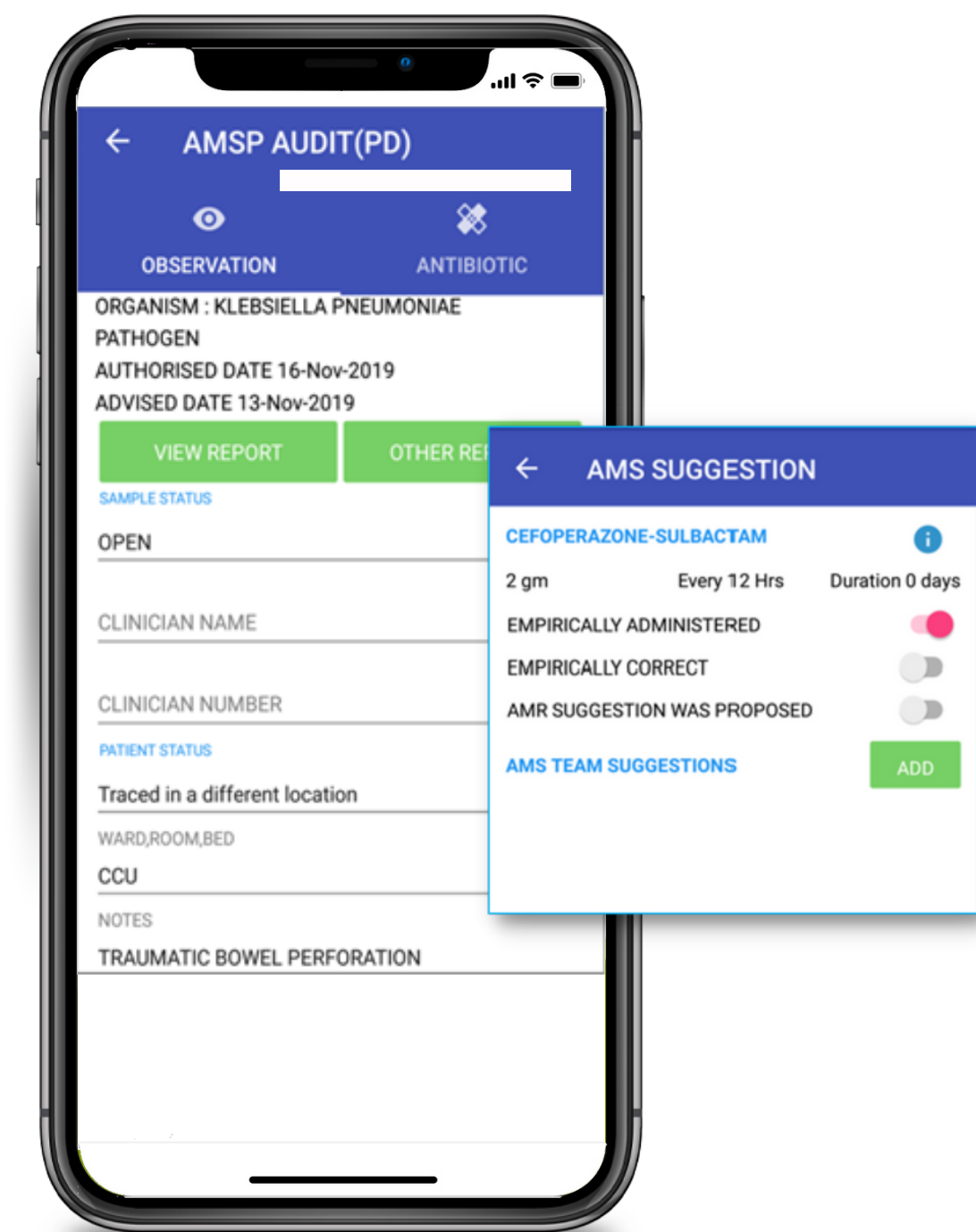
Antimicrobial Stewardship

With Ibhar implementing a robust Antimicrobial stewardship program is easier. You can now define and manage your Antibiotic policies with ease.

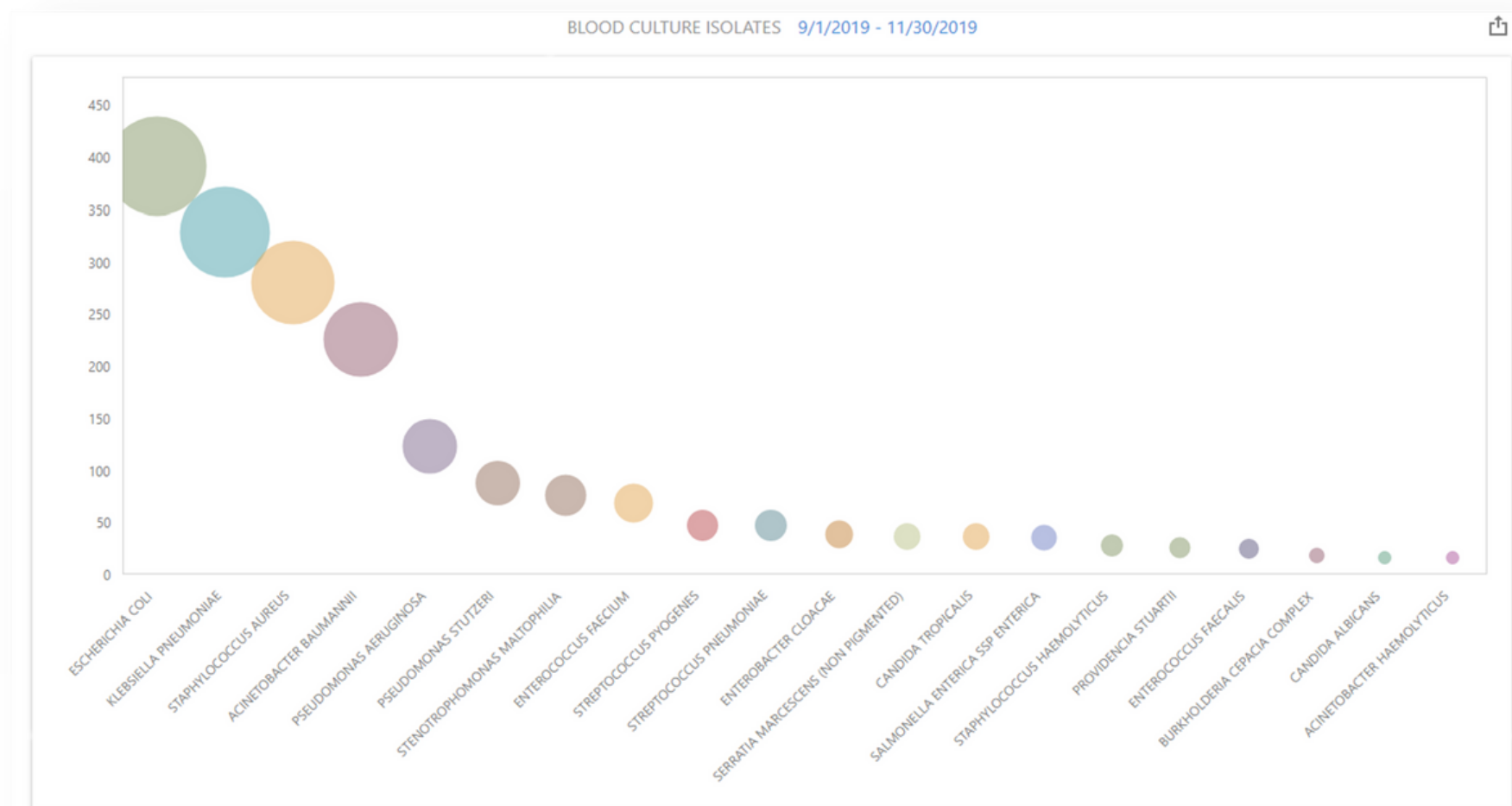
The Ibhar solution automatically applies CLSI and EUCAST guidelines and provides interpretation of MICs.

Clinicians are provided with MIC guiding tables and infection control advises which include advise on antibiotics and organism pathogenicity.

The Antimicrobial Stewardship mobile app enables designated personnel monitor the adherence to antibiotic suggested and note deviations to suggestions and policies.



Clinical Microbiology



The Clinical Microbiology application maintains the electronic culture register, integrated with equipments such as VITEK, MALDI-TOF, BACT/ALERT.

It is also integrated with CLSI, EUCAST guidelines enabling with the automatic representation of data on a MIC guiding table.

The system automatically generates culture reports with significant value-added information such as Therapeutic index, Infection control advice, Antibiotic advice, organism pathogenicity.

It provides for multiple authorizations with auto-generated messages.

Antibiograms are generated for the Hospital and specific areas. Detailed analysis and reporting totally eliminate reporting and report preparation time for Microbiologists while providing them with critical and deep insights.

Some reporting include Time to positivity, Alerts on suspected infections, Gram Stain accuracy, Paired sample analysis, and Reliability of Results.

Organism	AMOXICILLIN CLAVULINATE	AMPICILLIN	BENZYLPENICILLIN	CEFEPIME	CEFOPERAZONE SULBACTAM	CEFTAZIDIME	CEFTRIAXONE	CIPROFLOXACIN	COLISTIN	GENTAMICIN	LEVOFLOXACIN
ACINETOBACTER BAUMANNII				-7.94	-4.76	-7.94		-5.08	-20.08	-5.16	-5.08
ESCHERICHIA COLI	-16.21	-3.46		7.47	-5.48	-5.03	-6.28	-6.28	2.08	-16.16	
KLEBSIELLA PNEUMONIAE	6.54			-1.29	-0.92	5.02	3.58	5.91	-12.77	4.02	
STAPHYLOCOCCUS AUREUS			1.44								17.13

Improving Outcome

With Ibhar you can review your Outcome through meaningful Dashboards effortlessly. You would now be able to review anytime as individual departments record data on the occurrence of an event and provide statistical data daily.

Rule and process engines in Ibhar automatically compute Key Performance Indicator values from Data entered, Audits conducted, and reporting of Incidents.

Review trends, document reviews, conduct meetings, and work on decisions.

SET TARGETS BASED ON BENCHMARKS



HAI Rates
ALOS (Average length of stay)
Incidences of NSI
Compliances
Turn around time

Review

The Ibhhar Structured Review feature eliminates the need to collate information for a review. Reviews can be pre-configured and the Ibhhar system automatically renders information and data relevant for the review.

Review information using Dashboards, Dossiers, Scorecards and simple Agenda structures eliminating the need for a powerpoint presentation.

Drastically reduce effort in review preparation.



Document decisions.
Review completion.

RECORDING DATA

Record data from individual area's daily spending as less as four to five minutes. The data source includes Audit responses, Incidents reported, Observation results, Feedback, and Assessment. Drill down to the source of data.

SOP & POLICY

Totally eliminate the need to manage SOPs and Policies in individual word documents. Collaborate on the same document. make specific SOPs available to relevant roles. Track SOP changes and the source reason for change. Identify users who have not read changed SOPs and engage.

IMPROVEMENTS

Plan, monitor, and act on improvement initiatives. Define problem statement using a 5WHY methodology and get all stakeholders engaging and contributing where required. Monitor Improvement initiatives across the hospital by way of Gantt charts drilling down to specific project tasks and their status.

INCIDENTS

With Ibhar improve reporting of Incidents. Identify areas that can reduce occurrences, initiate changes to Standard Operating Procedures and analyze using a risk matrix. With the Ibhar Patient observation module, you can ensure that missed incidents are also captured and collated for action.

Infection Control Officers

Empowered, Made More Productive

With Ibhar , your Infection control team is empowered with tools and information to drive a Infection Prevention and Control program in a healthcare facility.

Infection Control Teams can achieve the following with ease using Ibhar.

Audit

Increase the frequency of audits and get more personnel involved as audits are done easily on the mobile phone. All analysis and collation done automatically.

KPIs

Key Performance Indicators are automatically computed. Quality managers can now spend more time analyzing rather than collecting data.

Manage

The Infection control team has all the time needed to analyze, act, train and bring about improvement in the organization beginning with meaningful meetings with department heads and other stakeholders.

Ibhar puts an organization on the path of implementing and sustaining a Infection Prevention and Control program in a short period with minimal effort and investment.

With Ibhar, Management, Department heads and others now have a deeper understanding to their adherence to Infection control practices within their department and can proactively initiate improvements. Management has a holistic view of all factors that affect patient safety and quality of care delivery across the organization.

Other QI Tools

Improvement Tracker

Define Improvements, Create a Team, Start monitoring, Record observations, and Review progress. A Visual easy to use tool to track and manage Improvements.

FMEA

Perform Failure Mode Effect Analysis on Process steps. Build a Risk register. Initiate and manage action plans. Improve Process performance and reduce risks of process Failure.

Risk Register

Assess Risks in the organization. Build a Risk Register. Define Controls for a Risk and Audit them frequently. Use a Risk Matrix to easily create focus on managing Risks within the organization.

Problem Determination

Define Problem statements properly by using Cause and Effect Diagrams as well as 5WHY tools.

Charts

Use Control Charts, Run charts, Pareto charts and Histograms to understand trends, deviations and variations.

About **ibhar**

Ibhar has been pioneering in building capacity in healthcare settings by enabling care planners and care providers to deliver quality and safe care.

In continuous pursuit of empowering people to achieve improved performance, Ibhar has leveraged mobility and information technology to improve education, assessment and practice.

Hundreds of Hospitals have benefited from the Ibhar approach and solutions.

Contact

Mail

marketing@ibhar.com

Social

[@ibharhealthcare](#)



Web

healthcare.ibhar.com